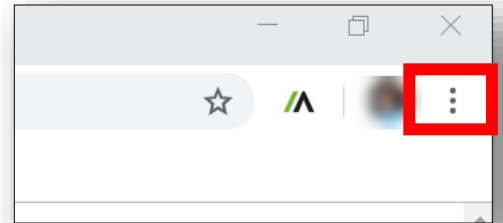


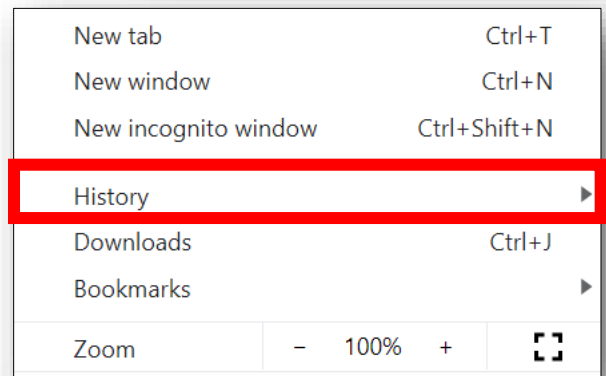
Clear the Cache in the Google Chrome Browser



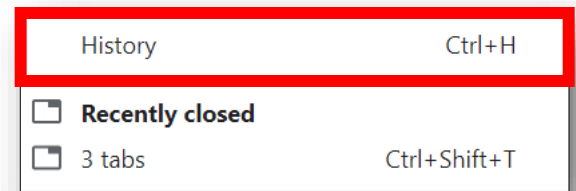
1. In your Google Chrome browser, click on the ellipsis in the upper right-hand corner of the screen.



2. Click on **History** from the drop-down menu.



3. Click on **History**.



4. Click on **Clear Browsing Data**.

